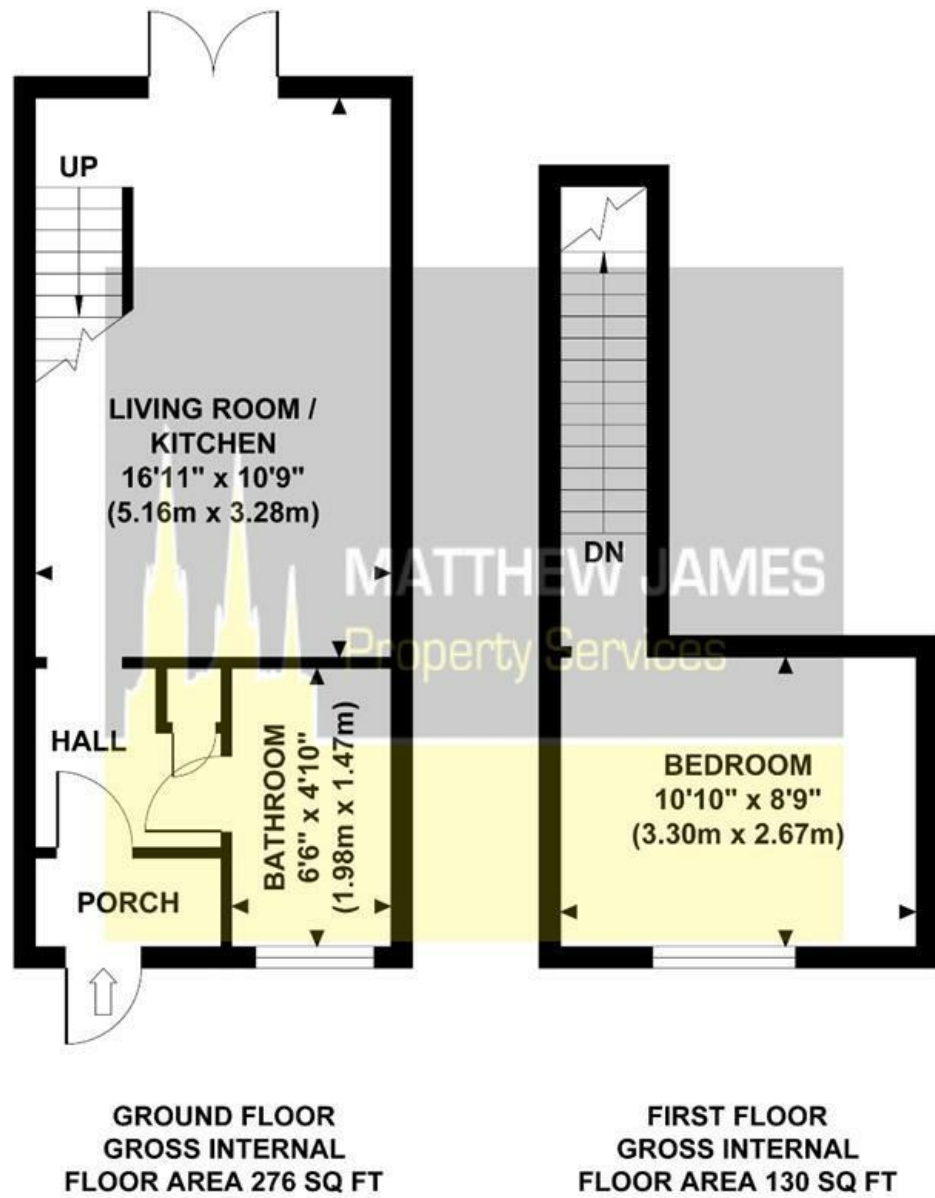


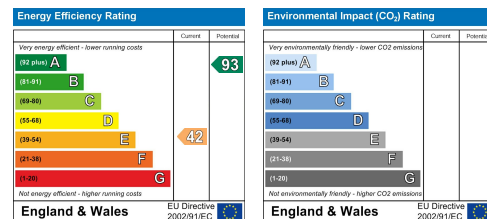
DUNNERDALE AVENUE

Approximate Gross Internal Area 406 sq ft / 37.70 sq m



Although every attempt has been made to ensure accuracy, all measurements are approximate and no responsibility is taken for any error, omission, or mid-statement. This floor plan is for illustrative purposes only and not to scale. Measured in accordance to RICS standards.

These particulars, whilst believed to be accurate are set out as a general outline only for guidance and do not constitute any part of an offer or contract. Intending purchasers should not rely on them as statements of representation of fact, but must satisfy themselves by inspection or otherwise as to their accuracy. No person in this firm's employment has the authority to make or give any representation or warranty in respect of the property.



34 Dunnerdale Brownsover, Rugby CV21 1QZ

ONE DOUBLE MEZZANINE BEDROOM... MID TERRACED... OPEN PLAN LIVING... MODERN KITCHEN... GOOD SIZED REAR GARDEN... PVCU DOUBLE GLAZED THROUGHOUT... PERFECT FOR THE FIRST TIME BUYER... GREAT FOR INVESTMENT... OFF ROAD PARKING... ELECTRIC HEATING. Located in a cul-de-sac location, this lovely one bedroom property really does need to be viewed. Perfect for the first time buyer, it has everything you need. Briefly comprising of off road parking accessed via a dropped kerb, family bathroom with shower over bath, open plan kitchen and living area, mezzanine double bedroom and a good sized rear garden laid mainly to lawn. Close to the motorway network for those that commute and a short drive to the Town Centre. Could this be your next home or investment? Call us now to book your viewing!

£135,000

CONTACT INFORMATION

24a Warwick Row, Coventry CV1 1EY

02477 170170

info@matthewjames.uk.com

www.matthewjames.uk.com

Facebook

Twitter

34 Dunnerdale

Brownsover, Rugby CV21 1QZ



- PERFECT FOR THE FIRST TIME BUYER
- GREAT INVESTMENT BUYER
- OPEN PLAN KITCHEN / LIVING
- MID TERRACED
- REAR GARDEN
- ELECTRIC HEATING
- ONE DOUBLE MEZZANINE BEDROOM
- OFF ROAD PARKING
- GREAT CUL-DE-SAC LOCATION



Off Road Parking

Entrance Hallway

Family Bathroom

6'6 x 4'10 (1.98m x 1.47m)

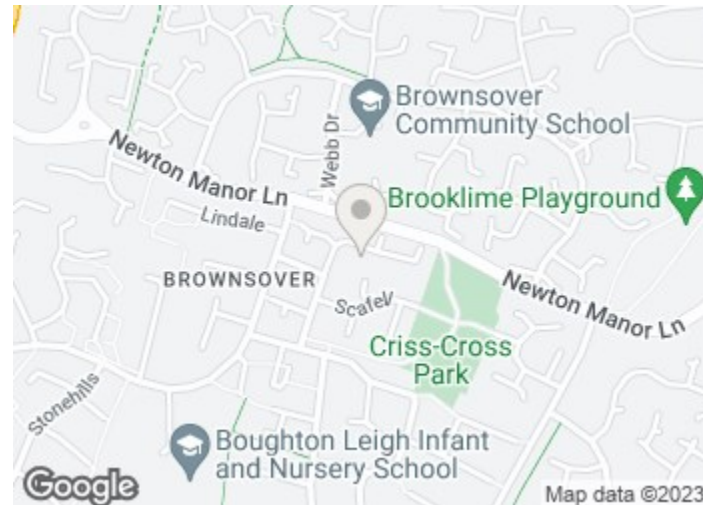
Open Plan Kitchen / Living Area

16'11 x 10'9 (5.16m x 3.28m)

Mezzanine Bedroom

10'10 x 8'9 (3.30m x 2.67m)

Rear Garden



Directions

